

Smart Vehicular Management System – Vehicle Loading & Unloading Permit

(Apply to Exhibition only)

V1

Smart Vehicular Management System (SVMS)

- License Plate Recognition
- E-Vehicle Pass
 - Vehicle Loading & Unloading Permit



License Plate Recognition



QR code scanner

Permit Sample

Vehicle Loading & Unloading Permit 裝卸貨車輛許可證



W05409051

AsiaWorld-Expo
亞洲國際博覽館

NO PARKING
不允許停車

Event 活動名稱

SEASONS | Spring Fashion Jewellery & Accessories Fair
2024

Class Type 類別
Official 官方

Sub Type 子類別
Contractor 承辦商

Allow In-out Time 允許進出時間

2024-02-14, 08:00 - 2024-02-14, 23:00

= Expo Marshalling Area required 必須進入博覽館調度區

Access Location 停車區域
Hall 3

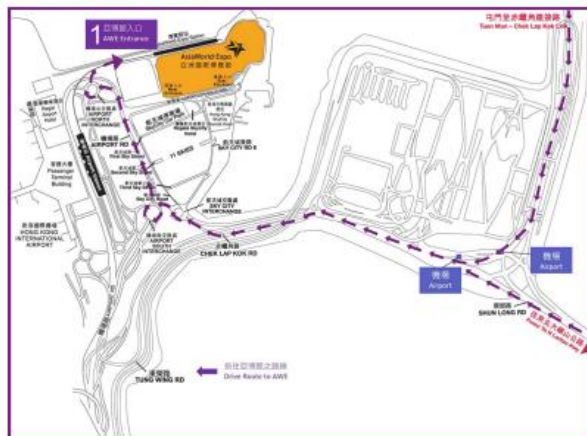
Re-entry 允許再次進入
No

Remarks 備註

Loading & unloading only - No parking allowed. Drivers must first proceed to Expo Marshalling Area for registration before heading to AWE.

僅限裝卸—不允許停車。司機必須前往亞博調度登記，方可前往亞洲國際博覽館。

Driving Map 行車路線圖



Suggested Driving Routes 建議駕駛路線

Go to AsiaWorld-Expo
前往亞洲國際博覽館



Terms & conditions 條款及細則

1. All vehicles without a valid Goods Vehicle Permit will not be permitted to enter into the premises of AsiaWorld-Expo (hereinafter "AWE")
2. The driver must comply with instructions from the security personnel at all times within AWE.
3. The Goods Vehicle Pass is not transferable.
4. AWE or its authorized person(s) reserve the right to refuse entry of any vehicle in possession of a valid Goods Vehicle Permit at their absolute discretion without prior notice and giving reason.
5. All drivers must stay inside their vehicles at all times.
6. For articulated vehicles, only those containers and trailers are 40 feet or below will be allowed to enter AWE.
7. Trucks are allowed certain free dwell time depending on the vehicle type.

Overtime charges may apply as follows:

- | Vehicle Type | Grace Period |
|-----------------------------------|--------------|
| - Private Car (7 seaters only) | 30 minutes |
| - Goods Vehicle (8 Tons or below) | 45 minutes |
| - Goods Vehicle (over 8 Tons) | 90 minutes |
- Overtime Charges (per hour or part thereof)
- 1st Hour or part thereof: HK\$300
 - 2nd Hour and thereafter: HK\$500

Loading & Unloading Flow

BE
IN
ASIA
WORLD-
EXPO! ✨

Vehicle Loading & Unloading Permit

Drivers who need to go to the AWE for loading and unloading must possess a e-vehicle permit issued by the organizer.

T&C

1. All vehicles without a valid Goods Vehicle Permit will not be permitted to enter into the premises of AsiaWorld-Expo (hereinafter “AWE”)
2. The driver must comply with instructions from the security personnel at all times within AWE.
3. The Goods Vehicle Pass is not transferable.
4. AWE or its authorized person(s) reserve the right to refuse entry of any vehicle in possession of a valid Goods Vehicle Permit at their absolute discretion without prior notice and giving reason.
5. All drivers must stay inside their vehicles at all times.
6. For articulated vehicles, only those containers and trailers are 40 feet or below will be allowed to enter AWE.
7. Trucks are allowed certain free dwell time depending on the vehicle type. Overtime charges may apply as follows:

Vehicle Type	Grace Period	Overtime Charges
• Private Car (7 seaters only)	30 minutes	1st Hour or part thereof: HK\$300
• Good Vehicle (8 Tons or below)	45 minutes	2nd Hour and thereafter: HK\$500
• Good Vehicle (over 8 Tons)	90 minutes	per hour or part thereof

AWE Goods Vehicle Entrance (CP1)

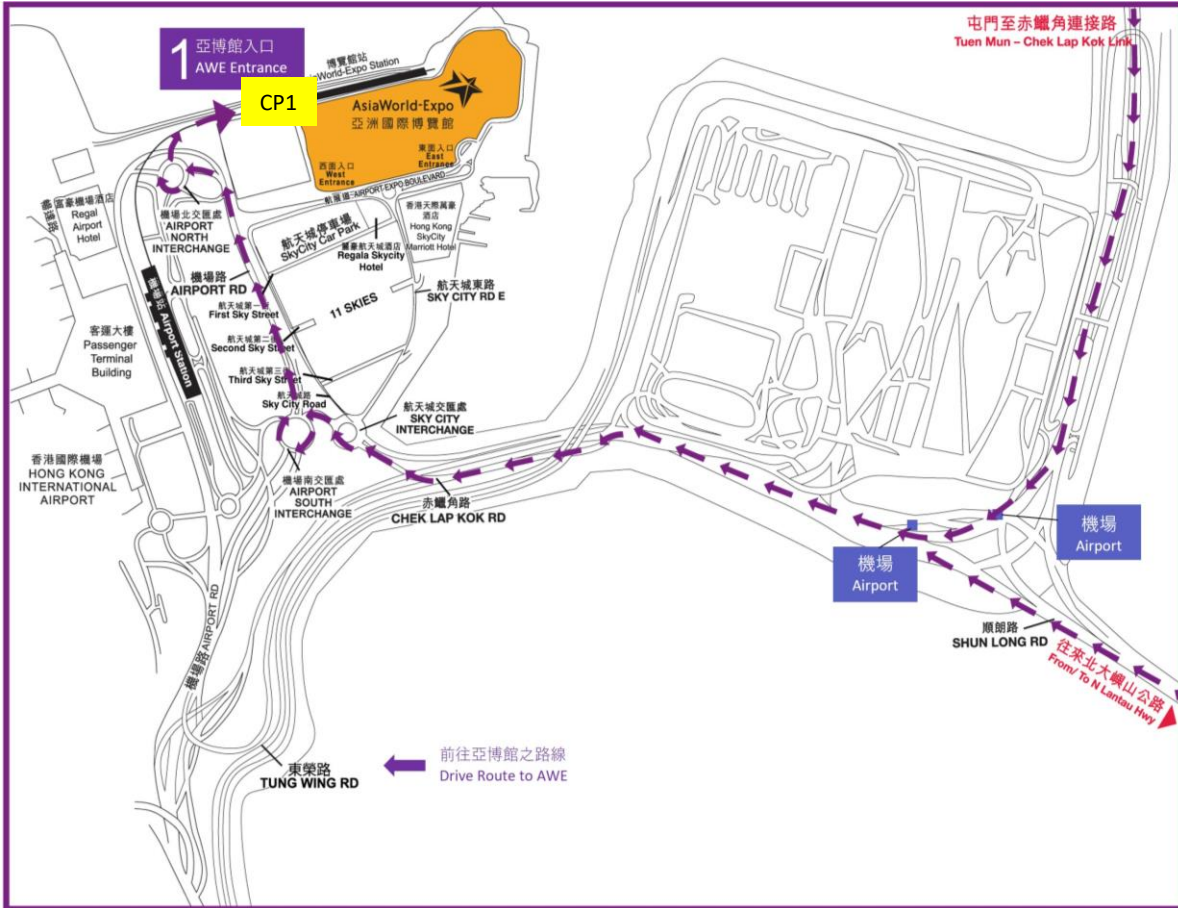


Expo Marshalling Area
(HK Boundary Crossing Facilities)

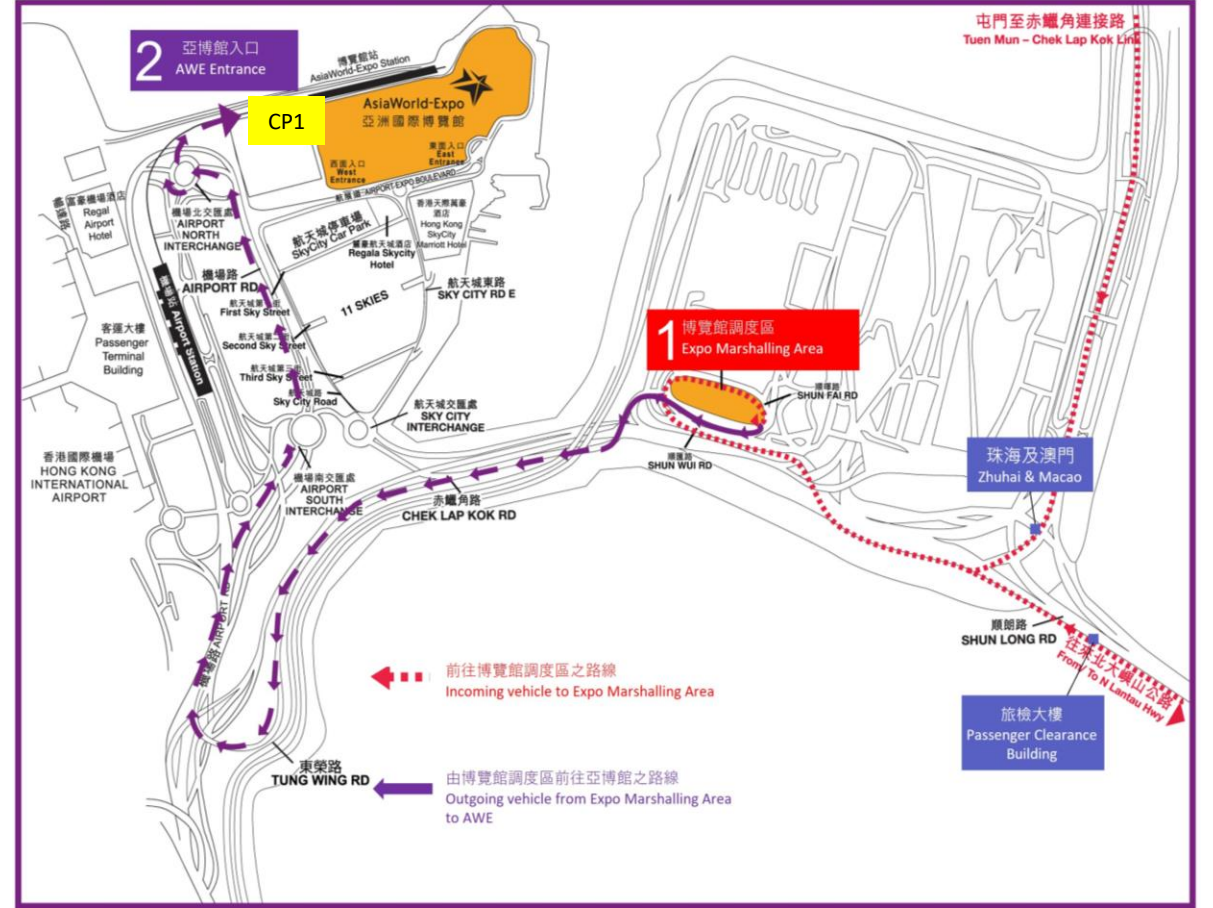


Driving Map

Route 1 – To AWE directly



Route 2 – To Expo Marshalling Area & AWE



E-permit system

BE
IN
ASIA
WORLD-
EXPO! ✨

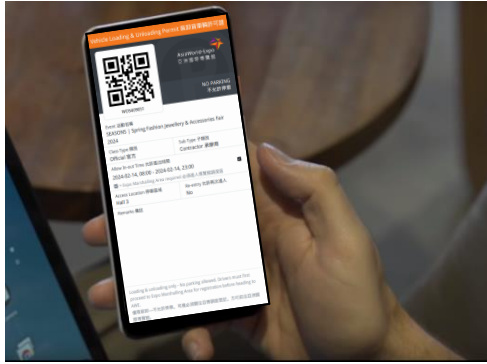
Vehicle Loading & Unloading Permit

(Under Exhibition & Vehicle must first proceed to Expo Marshalling Area)

Registration

- Car plate no.
- Contact no.
- Drivers & workers information

Driver with e-permit



To Expo Marshalling Area



queuing



Goods Vehicle Entrance
(Authorized Vehicle Entrance)



CP1

Vehicle Loading & Unloading Permit

(Under Exhibition & Vehicle must first proceed to Expo Marshalling Area)

CP2 - queuing



To North Service Road via CP4
(Hall 1, 2, 5, 7, 9, 11)

To South Service Road via CP7
Hall 3, 6, 8, 10

(upon entering CP4/CP7, the
loading & unloading time will be
start recorded)

Loading & Unloading



Leave

North Service Road via CP5
South Service Road via CP7

Over
time

CP5/7

- The gate barrier will not be raised.
- The vehicle's parking duration and fines will be displayed on the computer
- Security will collect overtime fines from the driver and issue a receipt to the driver (via Octopus card or cash)

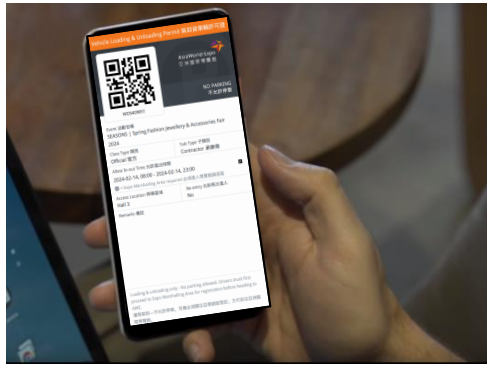
Vehicle Loading & Unloading Permit

(Under Exhibition & Vehicle to AWE directly)

Registration

- Car plate no.
- Contact no.
- Drivers & workers information

Driver with e-permit



Goods Vehicle Entrance
(Authorized Vehicle Entrance)



CP1



Leave

North Service Road via CP5
South Service Road via CP7

Loading & Unloading



Overtime

CP5/7

- The gate barrier will not be raised.
- The vehicle's parking duration and fines will be displayed on the computer
- Security will collect overtime fines from the driver and issue a receipt to the driver (via Octopus card or cash)

To North Service Road via CP4
(Hall 1, 2, 5, 7, 9, 11)

To South Service Road via CP7
Hall 3, 6, 8, 10

(upon entering CP4/CP7, the loading & unloading time will be start recorded)